
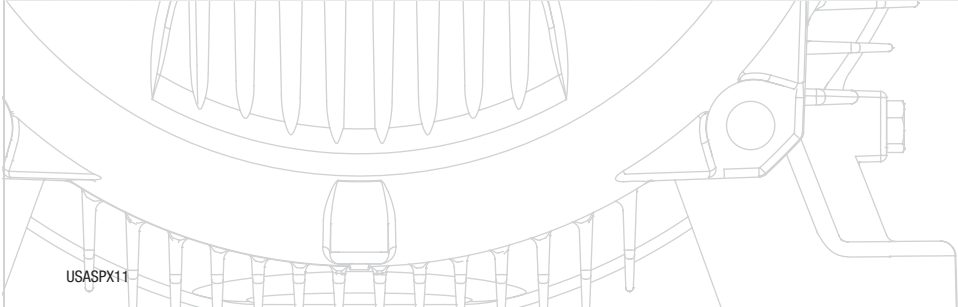




Super Premium Efficiency

- Highest Efficiency
- Powerful
- Reliable
- Flexible

Motors



Super Premium Efficiency

Motors

The revolutionary new W22 platform developed by WEG has allowed us to manufacture motors that run cooler and with higher efficiency levels. A result of these efforts is the launching of the Super Premium Efficiency line.

These motors have efficiency levels that exceed the NEMA Premium® efficiency levels and have a very low temperature rise, extending their useful life dramatically and allowing a service factor of 1.25 for all ratings up to 250 HP.

Super Premium Motors can help you save money!

Saving money that you do not need to be spending is not only a wise idea but it also is a “green” idea to support the conservation of our environment.

You can learn more about ways to calculate your energy savings at

www.weg.net/green

Super Premium Efficiency


- Super Premium efficiency levels exceeding NEMA Premium levels with at least 20% fewer losses
- 1.25 service factor for all ratings
- Optimized cooling system and design for much cooler operation and extended useful life.

Learn HOW YOU can save even more money by installing a Variable Frequency Drive

Typically applications do not run at full load all the time. Installing a VFD can help you save money by controlling the speed of your process and adjusting it to the specific load at any time. This is specifically true for variable torque applications like pumps and fans. You can calculate your savings when installing a VFD for pump and fan applications with our downloadable [Energy Savings Calculator for VFDs](#) (to calculate savings for multiple motors), or use our [online calculator](#) (to calculate savings for a single motor)

Learn HOW YOU can save money by replacing one, a few, or all the motors in your facility with HIGHER efficiency products

Motors usually run for thousands of hours every year. Considering this, any gain in efficiency by replacing motors with higher efficiency versions, will translate into considerable savings which would pay for the investment in a few years and in some cases even months. You can calculate your energy savings, return of investment, reduction of CO2 emissions, and create reports and calculations for all the motors in your facility in one click using our [WEG Payback Tool for Electric Motors](#), also you can download this [calculator as Blackberry App](#) or if you prefer you can make a quick calculation for just one motor using our [Online Efficiency Calculator](#).



Reliable and Efficient

The WEG Super Premium efficient AC motor raises the bar for customers who demand the best available efficiency. With 20% fewer losses than NEMA Premium® ratings, significant savings are possible when applied where power costs and/or operating hours are high. Additional benefits such as very high overload and expanded 50Hz rerate capabilities increase the value of the product beyond efficiency. The designs are based on the new W22 motor platform for outstanding reliability. Combine the Super Premium motor with an Electronic Soft Starter for additional system benefits and equipment reliability



You can learn more about ways to calculate your energy savings at www.weg.net/green

Key Characteristics of Super Premium motors

- Two efficiency bands over NEMA Premium® Motors
- High Torques (40 - 50% > High Eff. Exceed design C) – Great for hard to start or high overload applications
- 1.25 Service Factor through 250HP
- Very Low Noise
- Class I and Class II Division 2
- VFD rated as standard
- 50Hz without derating up to 447/9T and meet IE3 efficiencies @ 400V

Why Use a Soft Starter?

- Reduce/limit motor starting torque
- Reduce mechanical stress on mechanics (belt wear, gear and bearing failures, pump impeller wear, water valve and pipe repair)
- Reduce/limit motor inrush current
- Reduce electrical stress on transformers, power lines, etc.
- No moving parts to break
- Provides a smooth/stepless ramping of the motor speed
- Reduction of shock and wear in mechanical components
- Gradually stop a load (avoid water hammer in pipe lines)
- All Silicon C4 coated lamination steel 254T and larger for reliability and repairability – withstands burnout temperatures of 500C(935F) without loss if insulating properties. This allows the motor to be rewound back to the original efficiency.
- Very cool operation for long insulation and bearing life
- Design A (Locked Rotor Amps 15-25% over Design B limits) – review Starter/Protection sizing or use VFD or Soft start.
- Productivity and uptime can be greatly increased by reducing the costs associated with maintenance, downtime and parts replacement.
- Monitoring motor parameters
- Current, kW, kVA, Power Factor
- Enhanced motor protection
- Overload, phase loss, locked rotor
- Load protection
- Phase sequence, instantaneous over current, under load
- Interfacing with process automation / PLC
- DC injection braking (requires external contactor)



Benefits of the W22

Efficiency and reliability for industry

High performance with maximum energy efficiency is the goal of the new WEG electric motor. High efficiency and Low cost of Ownership throughout the entire motor lifetime have been the basis for the W22 development. A design created to maximize performance and energy savings.

Lower total operational costs

A product that can operate most of its designed lifetime consuming the minimum possible energy, with high levels of reliability, generating the maximum value to the user – this is what is behind W22 new design.

Inverter Duty applications

The exclusive WISE insulation system used on the W22 increases winding dielectric resistance, thus allowing VFD operation up to 575V without requiring further modification, resulting in flexibility and extended motor lifetime.

* Voltages above 575 V, please contact our nearest sales office.

Built to last

W22 motors are built using high quality FC-200 cast iron from WEG's own foundries, assuring maximum durability and high performance in aggressive conditions. The new fan cover design provides great impact resistance. Additionally the endshields have been designed for a better bearing heat dissipation and structural rigidity. Protected by our WEG coatings high performance paint system capable of passing a 240hr ASTM 117B salt fog chamber test.

Range extensions for the future

Available as both NEMA and IEC standards. The W22 line, offering high efficiency and low lifetime costs, will be the basis for further WEG developments.

Energy saving

Costs of energy correspond to approximately 90% of total operational costs throughout a motors lifetime. Acquisition, installation and maintenance cost are the other 10%. W22 new industrial motor platform is available with NEMA Premium® and Super Premium efficiencies, guaranteeing energy savings and reduced payback time.



NEMA 143T-587 and IEC 100-355M/L

W22, a new concept:

- Excellent cost benefit ratio
- Optimization of energy resources
- Updated electrical features
- Noise level reduction
- Vibration level reduction
- Easier maintenance



Benefits of the W22

Design Details

New cooling system

Redesigned to provide improved air flow through all motor frames keeping low operational temperatures and assuring reliability and extended lifetime. The aerodynamic design of the fan cover increases effective airflow, thus minimizing losses due to the recirculation of air between fan and fan cover. The fan was designed to provide strength and reduced noise level. Motor terminal box and eyebolts were repositioned on larger frames to allow better airflow.

The new W22 cooling system also contributes to:


- Cooler bearing temperature extending relubrication intervals.
- Lower Noise Level fulfilling the most demanding Health & Safety regulations.
- Lower Overall Operational Temperature resulting in longer life.



Terminal box


Increased internal space making connections more accessible to the user resulting in an easier cable handling and connection.

Terminal box can be mounted on top, left or right side of the motor using the same frame on the 447T and larger motors. Top mounting is optional on smaller frames.



Endless Possibilities

WEG Super Premium W22 motors are available with a variety of modifications to match the customers need. Flange mounting, space heaters, thermal devices etc are all available, through stock mods or special builds.





Super Premium Efficiency Motors

WEG PN's and Performance

Motor Model #	Hp	RPM	Frame*	Weight (Lbs)	Voltage (V)	Full Load (A)	FLT (Lbft)	FL RPM	Performance - % of Load						Locked Rotor			PUT (%)	BDT (%)
									PF	PF	PF	Eff	Eff	Eff	Current	Current	Torque		
									50%	75%	100%	50%	75%	100%	(A)	(%)	(%)		
00136EG3E143T-W22	1	3600	143T	40	460	1.34	1.5	3485	0.69	0.79	0.83	81.5	82.5	84.0	9.7	720	250	255	300
00118EG3EL143T-W22		1800	L143T	51	460	1.32	2.9	1760	0.63	0.74	0.81	84.0	86.5	87.5	11.1	840	260	281	330
00158EG3E143T-W22	1.5	3600	143T	42	460	1.96	2.2	3485	0.67	0.78	0.83	84.0	85.5	86.5	15.3	780	300	298	350
00158EG3EL145T-W22		1800	L145T	55	460	1.96	4.4	1760	0.62	0.74	0.81	85.5	87.5	88.5	16.5	840	280	289	340
00236EG3E145T-W22	2	3600	145T	51	460	2.55	3.0	3490	0.69	0.80	0.84	85.5	87.5	87.5	20.9	820	320	306	360
00218EG3EL145T-W22		1800	L145T	57	460	2.63	5.9	1760	0.61	0.74	0.81	86.5	87.5	88.5	21.6	820	290	306	360
00336EG3E182T-W22	3	3600	182T	88	460	3.73	4.4	3520	0.70	0.81	0.85	84.0	86.5	88.5	30.6	820	240	306	360
00318EG3EL182T-W22		1800	L182T	93	460	3.83	8.8	1765	0.63	0.75	0.81	87.5	88.5	91.0	29.5	770	230	272	320
00312EG3EL213T-W22		1200	L213T	172	460	4.37	13.2	1175	0.51	0.63	0.71	87.5	89.5	90.2	28.9	660	180	247	290
00536EG3E184T-W22	5	3600	184T	95	460	6.04	7.4	3505	0.73	0.83	0.86	87.5	88.5	90.2	49.5	820	240	298	350
00518EG3EL184T-W22		1800	L184T	101	460	6.45	14.7	1755	0.61	0.73	0.80	88.5	90.2	91.0	48.4	750	230	264	310
00512EG3EL215T-W22		1200	L215T	198	460	6.88	22.1	1170	0.56	0.68	0.75	89.5	91.0	91.0	44.7	650	190	213	250
00736EG3E213T-W22	7.5	3600	213T	141	460	8.97	11.0	3530	0.73	0.82	0.86	87.5	89.5	91.0	68.2	760	230	281	330
00718EG3EL213T-W22		1800	L213T	172	460	9.10	21.9	1770	0.65	0.76	0.83	91.0	92.4	93.0	77.3	850	230	298	350
00712EG3E254T-W22		1200	254T	304	460	9.62	33.0	1175	0.60	0.72	0.79	90.2	91.7	92.4	65.4	680	250	264	310
01036EG3E215T-W22	10	3600	215T	172	460	11.5	14.6	3535	0.77	0.85	0.89	89.5	91.0	91.7	87.1	760	240	272	320
01018EG3EL215T-W22		1800	L215T	181	460	12.0	29.3	1765	0.66	0.78	0.84	91.7	92.4	93.0	101	840	230	298	350
01012EG3E256T-W22		1200	256T	344	460	12.7	43.9	1180	0.62	0.74	0.80	91.0	92.4	92.4	86.1	680	240	255	300
01536EG3E254T-W22	15	3600	254T	273	460	17.67	21.9	3545	0.72	0.82	0.86	90.2	91.7	92.4	136.1	770	270	298	350
01518EG3E254T-W22		1800	254T	280	460	18.08	43.7	1775	0.66	0.76	0.83	91.7	93.0	93.6	141.0	780	280	281	330
01512EG3E284T-W22		1200	284T	410	460	18.42	65.8	1180	0.65	0.76	0.82	91.7	92.4	93.0	130.8	710	260	255	300
02036EG3E256T-W22	20	3600	256T	311	460	22.9	29.2	3545	0.75	0.84	0.88	91.0	92.4	93.0	174	760	260	289	340
02018EG3E256T-W22		1800	256T	326	460	24.3	58.5	1770	0.64	0.76	0.82	93.0	93.6	94.1	177	730	260	255	300
02012EG3E286T-W22		1200	286T	474	460	24.3	87.7	1180	0.67	0.78	0.83	91.7	92.4	93.0	180	740	270	255	300
02536EG3E284TS-W22	25	3600	284T	386	460	28.75	36.5	3550	0.75	0.83	0.87	91.7	93.0	93.6	215.6	750	240	281	330
02518EG3E284T-W22		1800	284T	406	460	30.58	72.9	1775	0.62	0.74	0.81	93.0	94.1	94.5	229.4	750	300	289	340
02512EG3E324T-W22		1200	324T	527	460	31.10	109.2	1185	0.61	0.73	0.80	92.4	93.6	94.1	227.0	730	260	264	310
03036EG3E286TS-W22	30	3600	286T	437	460	34.1	43.7	3550	0.76	0.84	0.88	92.4	93.6	93.6	256	750	240	281	330
03018EG3E286T-W22		1800	286T	450	460	36.3	87.5	1775	0.64	0.76	0.82	93.0	94.1	94.5	268	740	290	272	320
03012EG3E326T-W22		1200	326T	584	460	37.3	131.1	1185	0.60	0.73	0.80	92.4	93.6	94.1	261	700	260	255	300
04036EG3E324TS-W22	40	3600	324T	547	460	46.28	58.1	3565	0.74	0.83	0.86	92.4	94.1	94.1	347.1	750	280	255	300
04018EG3E324T-W22		1800	324T	534	460	48.67	116.3	1780	0.64	0.75	0.81	93.6	94.5	95.0	360.2	740	260	255	300
04012EG3E364T-W22		1200	364/5T	875	460	48.67	174.7	1185	0.64	0.76	0.81	93.6	94.5	95.0	408.8	840	260	272	320
05036EG3E326TS-W22	50	3600	326T	606	460	57.6	72.5	3570	0.74	0.83	0.86	93.0	94.5	94.5	444	770	300	255	300
05018EG3E326T-W22		1800	326T	598	460	60.6	145.4	1780	0.62	0.73	0.81	94.1	95.0	95.4	448	740	260	255	300
05012EG3E365T-W22		1200	364/5T	895	460	60.8	218.4	1185	0.63	0.75	0.81	93.6	94.5	95.0	517	850	260	281	330
06036EG3E364TS-W22	60	3600	364/5T	926	460	66.45	87.0	3570	0.79	0.86	0.89	93.0	94.5	95.0	524.9	790	240	272	320
06018EG3E364T-W22		1800	364/5T	897	460	69.81	174.5	1780	0.69	0.80	0.84	94.5	95.4	95.8	530.6	760	270	272	320
06012EG3E404T-W22		1200	404/5T	1111	460	71.82	262.1	1185	0.65	0.77	0.82	94.1	95.0	95.4	567.3	790	280	272	320
07536EG3E365TS-W22	75	3600	364/5T	937	460	84.0	108.8	3570	0.77	0.85	0.88	93.6	95.0	95.0	672	800	260	272	320
07518EG3E365T-W22		1800	364/5T	919	460	88.3	218.1	1780	0.68	0.78	0.83	94.5	95.4	95.8	680	770	280	272	320
07512EG3E405T-W22		1200	404/5T	1125	460	90.9	326.3	1190	0.64	0.75	0.81	94.1	95.0	95.4	727	800	280	255	300
10036EG3E405TS-W22	100	3600	404/5T	1180	460	109.05	145.0	3570	0.81	0.88	0.90	94.5	95.4	95.4	872.4	800	270	272	320
10018EG3E405T-W22		1800	404/5T	1188	460	115.87	290.8	1780	0.67	0.77	0.84	95.0	95.8	96.2	950.2	820	300	289	340
10012EG3E444T-W22		1200	444/5T	1896	460	123.72	435.1	1190	0.60	0.72	0.79	94.5	95.4	95.8	940.3	760	260	272	320
12536EG3G444TS-W22	125	3600	444/5T	1680	460	140	180.8	3580	0.76	0.84	0.87	94.1	95.4	95.8	1067	760	230	264	310
12518EG3G444T-W22		1800	444/5T	1722	460	145	362.5	1785	0.68	0.79	0.84	95.0	95.8	96.2	1043	720	220	238	280
12512EG3G445T-W22		1200	444/5T	1945	460	153	543.8	1190	0.62	0.74	0.80	95.0	95.8	95.8	1100	720	240	221	260
15036EG3G445TS-W22	150	3600	444/5T	1863	460	165.91	216.9	3580	0.77	0.85	0.88	94.5	95.8	96.2	1310.7	790	260	272	320
15018EG3G445T-W22		1800	444/5T	1951	460	173.27	435.0	1785	0.68	0.79	0.84	95.4	96.2	96.5	1368.8	790	250	255	300
15012EG3G447T-W22		1200	449T	2256	460	182.50	652.5	1190	0.62	0.74	0.80	95.0	95.8	96.2	1368.7	750	260	272	320
20036EG3G447TS-W22	200	3600	447T	2029	460	216	289.6	3575	0.83	0.88	0.90	95.4	96.2	96.2	1644	760	240	247	290
20018EG3G449T-W22		1800	449T	2293	460	233	580.0	1785	0.66	0.77	0.83	95.8	96.5	96.8	1795	770	280	255	300
20012EG3G449T-W22		1200	449T	2326	460	243	870.2	1190	0.60	0.72	0.80	95.4	95.8	96.2	1825	750	260	255	300
25036EG3G447TS-W22	250	3600	447T	2183	460	269.53	362.0	3575	0.82	0.88	0.90	95.8	96.5	96.5	2129.3	790	220	255	300
25018EG3G449T-W22		1800	449T	2536	460	287.88	725.0	1785	0.68	0.78	0.84	96.2	96.5	96.8	2159.1	750	270	247	290

* Frames with "L" prefix are not field modifiable from F1 to F2

Super Premium Efficiency Motors and Matched Controls



Select appropriate control to match motor performance

Sound Pressure dB(A)@ 1 Meter	SF	Motor	VFD	Soft Start	Across the line Starter		
					NO DISCONNECT METALLIC - NEMA 1	NO DISCONNECT NON METALLIC - NEMA 4X	MCCB DISCONNECT METALLIC - NEMA 4
					68	1.25	00136EG3E143T-W22
51	1.25	00118EG3EL143T-W22	CFW080016TGN1A1Z	-	ESW-9V47A-R24	PESW-9V47AX-R24	ESWC-25V47N4-R24
68	1.25	00156EG3E143T-W22	CFW080026TGN1A1Z	-	ESW-9V47A-R25	PESW-9V47AX-R25	ESWC-25V47N4-R25
51	1.25	00158EG3EL145T-W22	CFW080026TGN1A1Z	-	ESW-9V47A-R25	PESW-9V47AX-R25	ESWC-25V47N4-R25
68	1.25	00236EG3E145T-W22	CFW080026TGN1A1Z	-	ESW-9V47A-R26	PESW-9V47AX-R26	ESWC-25V47N4-R26
51	1.25	00218EG3EL145T-W22	CFW080026TGN1A1Z	-	ESW-9V47A-R26	PESW-9V47AX-R26	ESWC-25V47N4-R26
69	1.25	00336EG3E182T-W22	CFW080040TGN1A1Z	-	ESW-9V47A-R27	PESW-9V47AX-R27	ESWC-25V47N4-R27
56	1.25	00318EG3EL182T-W22	CFW080040TGN1A1Z	-	ESW-9V47A-R27	PESW-9V47AX-R27	ESWC-25V47N4-R27
55	1.25	00312EG3EL213T-W22	CFW080043TGN1A1Z	-	ESW-9V47A-R27	PESW-9V47AX-R27	ESWC-25V47N4-R27
69	1.25	00536EG3E184T-W22	CFW080065TGN1A1Z	-	ESW-9V47A-R28	PESW-9V47AX-R28	ESWC-25V47N4-R28
56	1.25	00518EG3EL184T-W22	CFW080065TGN1A1Z	-	ESW-9V47A-R28	PESW-9V47AX-R28	ESWC-25V47N4-R28
55	1.25	00512EG3EL215T-W22	CFW080100TGN1A1Z	-	ESW-9V47A-R28	PESW-9V47AX-R28	ESWC-25V47N4-R28
72	1.25	00736EG3E213T-W22	CFW080100TGN1A1Z	-	ESW-12V47A-R30	PESW-12V47AX-R30	ESWC-25V47N4-R30
58	1.25	00718EG3EL213T-W22	CFW080100TGN1A1Z	-	ESW-12V47A-R30	PESW-12V47AX-R30	ESWC-25V47N4-R30
59	1.25	00712EG3E254T-W22	CFW080100TGN1A1Z	-	ESW-12V47A-R30	PESW-12V47AX-R30	ESWC-25V47N4-R30
72	1.25	01036EG3E215T-W22	CFW080130TGN1A1Z	SSW070017T5SZ	ESW-18V47A-R32	PESW-18V47AX-R32	ESWC-25V47N4-R32
58	1.25	01018EG3EL215T-W22	CFW080130TGN1A1Z	SSW070017T5SZ	ESW-18V47A-R32	PESW-18V47AX-R32	ESWC-25V47N4-R32
59	1.25	01012EG3E256T-W22	CFW080130TGN1A1Z	SSW070017T5SZ	ESW-18V47A-R32	PESW-18V47AX-R32	ESWC-25V47N4-R32
72	1.25	01536EG3E254T-W22	CFW080240TGN1A1Z	SSW070024T5SZ	ESW-25V47A-R33	PESW-25V47AX-R33	ESWC-25V47N4-R33
64	1.25	01518EG3E254T-W22	CFW080240TGN1A1Z	SSW070024T5SZ	ESW-25V47A-R33	PESW-25V47AX-R33	ESWC-25V47N4-R33
59	1.25	01512EG3E284T-W22	CFW080240TGN1A1Z	SSW070024T5SZ	ESW-25V47A-R33	PESW-25V47AX-R33	ESWC-25V47N4-R33
72	1.25	02036EG3E256T-W22	CFW080240TGN1A1Z	SSW070024T5SZ	ESW-32V47A-R34	PESW-32V47AX-R34	ESWC-40V47N4-R34
64	1.25	02018EG3E256T-W22	CFW080240TGN1A1Z	SSW070030T5SZ	ESW-32V47A-R34	PESW-32V47AX-R34	ESWC-40V47N4-R34
59	1.25	02012EG3E286T-W22	CFW080240TGN1A1Z	SSW070030T5SZ	ESW-32V47A-R34	PESW-32V47AX-R34	ESWC-40V47N4-R34
72	1.25	02536EG3E284TS-W22	CFW080300TGN1A1Z	SSW070030T5SZ	ESW-40V47A-R35	PESW-40V47AX-R35	ESWC-40V47N4-R35
64	1.25	02518EG3E284T-W22	CFW080300TGN1A1Z	SSW070045T5SZ	ESW-40V47A-R35	PESW-40V47AX-R35	ESWC-40V47N4-R35
62	1.25	02512EG3E324T-W22	CFW110031T40N1Z	SSW070045T5SZ	ESW-40V47A-R35	PESW-40V47AX-R35	ESWC-40V47N4-R35
72	1.25	03036EG3E286TS-W22	CFW110038T40N1Z	SSW070045T5SZ	ESW-40V47A-R35	PESW-40V47AX-R35	ESWC-40V47N4-R35
64	1.25	03018EG3E286T-W22	CFW110038T40N1Z	SSW070045T5SZ	ESW-40V47A-R35	PESW-40V47AX-R35	ESWC-40V47N4-R35
62	1.25	03012EG3E326T-W22	CFW110038T40N1Z	SSW070045T5SZ	ESW-40V47A-R35	PESW-40V47AX-R35	ESWC-40V47N4-R35
75	1.25	04036EG3E324TS-W22	CFW110058T40N1Z	SSW070061T5SZ	ESW-65V47A-R39	PESW-65V47AX-R39	ESWC-65V47N4-R39
65	1.25	04018EG3E324T-W22	CFW110058T40N1Z	SSW070061T5SZ	ESW-65V47A-R39	PESW-65V47AX-R39	ESWC-65V47N4-R39
64	1.25	04012EG3E364T-W22	CFW110058T40N1Z	SSW070061T5SZ	ESW-65V47A-R39	PESW-65V47AX-R39	ESWC-65V47N4-R39
75	1.25	05036EG3E326TS-W22	CFW110070T40N1Z	SSW070061T5SZ	ESW-80V47A-R41	PESW-80V47AX-R41	ESWC-65V47N4-R41
65	1.25	05018EG3E326T-W22	CFW110070T40N1Z	SSW070061T5SZ	ESW-80V47A-R41	PESW-80V47AX-R41	ESWC-65V47N4-R41
64	1.25	05012EG3E365T-W22	CFW110070T40N1Z	SSW070061T5SZ	ESW-80V47A-R41	PESW-80V47AX-R41	ESWC-65V47N4-R41
78	1.25	06036EG3E364TS-W22	CFW110070T40N1Z	SSW070085T5SZ	ESW-95V47A-R43	PESW-95V47AX-R43	ESWC-105V47N4-R43
70	1.25	06018EG3E364T-W22	CFW110070T40N1Z	SSW070085T5SZ	ESW-95V47A-R43	PESW-95V47AX-R43	ESWC-105V47N4-R43
64	1.25	06012EG3E404T-W22	CFW110088T40N1Z	SSW070085T5SZ	ESW-95V47A-R43	PESW-95V47AX-R43	ESWC-105V47N4-R43
78	1.25	07536EG3E365TS-W22	CFW110088T40N1Z	SSW070085T5SZ	ESW-105V47A-R44	PESW-105V47AX-R44	ESWC-105V47N4-R44
70	1.25	07518EG3E365T-W22	CFW110088T40N1Z	SSW070130T5SZ	ESW-105V47A-R44	PESW-105V47AX-R44	ESWC-105V47N4-R44
64	1.25	07512EG3E405T-W22	CFW110105T40N1Z	SSW070130T5SZ	ESW-105V47A-R44	PESW-105V47AX-R44	ESWC-105V47N4-R44
78	1.25	10036EG3E405TS-W22	CFW110142T40N1Z	SSW070130T5SZ	-	-	ESWC-150V47N4-R48
70	1.25	10018EG3E405T-W22	CFW110142T40N1Z	SSW070130T5SZ	-	-	ESWC-150V47N4-R48
69	1.25	10012EG3E444T-W22	CFW110142T40N1Z	SSW070130T5SZ	-	-	ESWC-150V47N4-R48
79	1.25	12536EG3G444TS-W22	CFW110142T40N1Z	SSW070171T5SZ	-	-	ESWC-150V47N4-R49
72	1.25	12518EG3G444T-W22	CFW110180T40N1Z	SSW070171T5SZ	-	-	ESWC-150V47N4-R49
69	1.25	12512EG3G445T-W22	CFW110180T40N1Z	SSW070171T5SZ	-	-	ESWC-150V47N4-R49
79	1.25	15036EG3G445TS-W22	CFW110180T40N1Z	SSW070171T5SZ	-	-	ESWC-180V47N4-R49
72	1.25	15018EG3G445T-W22	CFW110180T40N1Z	SSW070200T5SZ	-	-	ESWC-180V47N4-R49
69	1.25	15012EG3G447T-W22	CFW110211T4SZ	SSW070200T5SZ	-	-	ESWC-300V47N4-R50
81	1.25	20036EG3G447TS-W22	CFW110242T4SZ	SSW070255T5SZ	-	-	ESWC-300V47N4-R50
75	1.25	20018EG3G449T-W22	CFW110242T4SZ	SSW070255T5SZ	-	-	ESWC-300V47N4-R50
69	1.25	20012EG3G449T-W22	CFW110242T4SZ	SSW070255T5SZ	-	-	ESWC-180V47N4-R50
81	1.25	25036EG3G447TS-W22	CFW110312T4SZ	SSW070312T5SZ	-	-	ESWC-300V47N4-R51
75	1.25	25018EG3G449T-W22	CFW110312T4SZ	SSW070312T5SZ	-	-	ESWC-300V47N4-R51





WEG Electric Corp. offers the following products, and more! With a full range of IEC/NEMA Global Certifications and a full line of products, WEG can supply the right solution for your needs anywhere in the world. To learn more about WEG's products and solutions or to locate a Distributor near you, please call **1-800-ASK-4WEG** or visit **www.weg.net/us**.

**Low Voltage Motors,
Single and 3-Phase, 1/8 – 700HP**

- General Purpose Motors
- Explosion Proof Motors
- Crusher Duty Motors
- IEC Tru-Metric Motors
- Pump Motors including JP/JM
- P-Base Pump Motors
- Oil Well Pumping Motors
- Pool & Spa Motors
- Brake Motors
- Compressor Duty Motors
- Farm Duty Motors
- Poultry Fan Motors
- Auger Drive Motors
- IEEE 841 Motors
- Stainless Steel Wash Down Motors
- Saw Arbor Motors
- Cooling Tower Motors
- Commercial HVAC Motors
- Pad Mounted Motors
- Vector Duty Motors

Large Electric Motors

- Low Voltage 3-phase motors up to 2,500HP
- Motors up to 70,000HP and 13,200V
- Wound Rotor Systems (including starters) up to 70,000HP and 13,200V
- Synchronous Motors up to 70,000HP and 13,200V
- Explosion proof motors (Ex-d) up to 1,500kW and 11kV
- Ex-n, Ex-e, Ex-p motors

Variable Frequency Drives

- Low Voltage 1/4 to 2500HP, 230V – 480V
- Medium Voltage 500-8000HP
- Multi-pump systems
- NEMA 4X
- Dynamic braking resistors
- Line and load reactors
- Plug and play technology
- Network communications: Profibus-DP, DeviceNet, Modbus-RTU
- PLC functions integrated
- Complete line of options and accessories

Soft Starters

- 3-1500HP
- Oriented start-up
- Built-in bypass contactor
- Universal source voltage (230-575V, 50/60Hz)
- Network communications: Profibus-DP, DeviceNet, Modbus-RTU
- Complete Line of options and accessories
- MV Soft-starter 3.3kV, 4.16kV: up to 3500HP, Withdrawable Power Stacks, & 8x PT100 Temperature monitoring

Controls

- Mini – Contactors
- IEC Contactors
- Thermal Overload Relays
- Manual Motor Protectors
- Molded Case Circuit Breakers
- Smart Relays
- Enclosed Starters: combination & non-combination,
- Pushbuttons & Pilot Lights
- Timing & Motor Protection Relays
- Terminal Blocks

Custom Panels

- Custom configured to your specification.
- NEMA 1, 12, 3R, 4 and 4X cabinets
- Quick delivery of preconfigured drives and soft starters
- UL 508 certified
- Low Voltage (230-460)
- Made in the U.S.A.

Generators

- Brushless Synchronous Generators for diesel gen-sets up to 4,200kVA
- Hydro-generators up to 25,000kVA
- Turbo-generators up to 62,500kVA

Power Transformers

- Built and engineered in North America
- Voltages < 500kV
- Ratings 5-300MVA
- Station class, oil filled, round core, copper windings
- Special configurations and designs available!
- Ask your WEG Sales Representative for details.
- Designed, built, and engineered to ANSI standards.

Custom Solution Package Sales

- WEG can package any of its products for ease of sale! Enjoy a single point of contact for the entire package of products and assistance from quote through after-sales support. Ask your WEG Sales Representative for details.



WEG Electric Corp.
6655 Sugarloaf Parkway
Duluth, GA 30097
Phone: 1-800-ASK-4WEG
web: www.weg.net

